

Type LTTE - wide temperature, CE Certified Liquid-tight flexible metallic conduit

Wide temperature, CE compliant Liquid-tight Flexible Metallic Conduits provide excellent performance in low and high temperatures

Features & Benefits:

- Designed to meet UL 360 ID/OD dimension requirements
- Full compliance to IEC 61386-1, -23 requirements, CE Certified
- Wide temperature range from -55 to +105°C (-67 to +221°F)
- Trade sizes from 3/8 to 6" (12mm to 155mm)
- Coordinated performance with Series 52/53 Steel Fittings
- Ingress protection ratings aligned with industrial enclosures
- Smooth extruded jackets provide best performance with fittings

Applications:

- The LTTE flexible metallic conduit is used with high temperature machine tool wiring
- Ideal for use in outdoor applications for cold environments
- Liquid tight applications against water, oils, cutting fluids, mild acids

Construction / Material / Finish:

- Hot-dipped Zinc Galvanized Steel Core
- PVC (Polyvinyl Chloride) extruded smooth jacket
- Ink jet printed ratings and technical information
- Full range of trade sizes from 3/8 to 6" (12 to 155mm)
 - 3/8 to 2", square lock design with cord filler
 - 2-1/2" to 6", fully interlocked design
- Colors: Machine tool gray standard
- For use in electrical circuits up to 1,000 V

Environment ratings:

Working Temperature:

- Gen:
 - Dry: -55 to +105°C (-67 to +221°F)
 - Dry: -55 to +120°C (-67 to +224°F) Intermittent
- IEC/CE:
 - Gen: -45 to +105°C (-49 to +221°F)

Chemical resistance guide:

- See publication GM7636

T&B Liquidtight Systems™



Certifications / Standards:



Conforms to:

- IEC 61386-1, -23, Conduit Systems for Cable Management
EU Doc: EC-012-16-156
- RoHS (Restriction of Hazardous Substance Directive)
- WEEE (Waste Electrical & Electronic Equipment Directive)

Standards requirements:

Designed to UL 360 and CSA C22.2 No. 56 standards requirements including:

- ID and OD Dimensions

Meets all IEC 61386-1, -23 standard requirements including:

- Compression strength - Code 4 Heavy; 1250 N/50mm
- Impact strength - Code 4 Heavy; 6 Joules
- Tensile strength - Code 3 Medium; 500 N/2 min.

Ingress protection:

- Provides "Ingress Integrity" between enclosures, fittings, conduits & seals when using LTTE Conduits and Series 5200/5300 Liquidtight Fittings
- Covers all trade sizes from 3/8" to 4" (12 .. 103mm)

System ingress ratings:

- Products tested and comply with UL 50/50E and CSA C22.2 No. 94 Type Rating requirements
 - Indoor: Type 4, 12, 13
 - Outdoor: Type 3, 3R, 4
- NEMA 250: Type 3, 3R, 4, 12, 13

IEC system ingress rating:

- IP ingress protection per IEC 60529 requirements
- IEC ingress rating: IP66, IP67

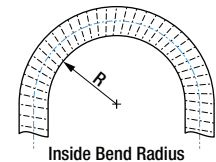
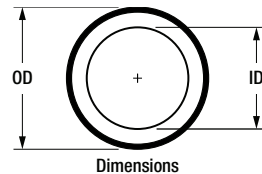
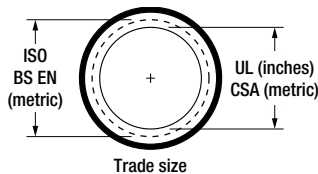


Type LTTE - wide temperature, CE Certified

Product selection and dimensions

Product selection

Trade size			Coil length										Weight	
UL	CSA	ISO BS EN	Carton		Standard reel				Bulk reel				lbs/ft	kg/m
Inches	mm	mm	Part No./GID	Feet	Meter	Part No./GID	Feet	Meter	Part No./GID	Feet	Meter			
3/8	12	16	LTTES01G-C	100	30	LTTES01G-K	500	150	LTTES01G-L	1,000	300	0.20	0.30	
			7TAA012LCOR0000			7TAA012LCOR0012			7TAA012LCOR0022					
1/2	16	20	LTTES02G-C	100	30	LTTES02G-K	500	150	LTTES02G-L	1,000	300	0.24	0.36	
			7TAA012LCOR0001			7TAA012LCOR0013			7TAA012LCOR0023					
3/4	21	25	LTTES03G-C	100	30	LTTES03G-K	500	150	LTTES03G-L	1,000	300	0.33	0.49	
			7TAA012LCOR0002			7TAA012LCOR0014			7TAA012LCOR0024					
1	27	32	LTTES04G-C	100	30	LTTES04G-J	400	120	—	—	—	0.53	0.79	
			7TAA012LCOR0003			7TAA012LCOR0015								
1-1/4	35	40	LTTES05G-B	50	15	LTTES05G-E	200	60	—	—	—	0.68	1.01	
			7TAA012LCOR0004			7TAA012LCOR0016								
1-1/2	41	50	LTTES06G-B	50	15	LTTES06G-D	150	45	—	—	—	0.88	1.31	
			7TAA012LCOR0005			7TAA012LCOR0017								
2	53	63	LTTES07G-B	50	15	LTTES07G-C	100	30	—	—	—	1.02	1.52	
			7TAA012LCOR0006			7TAA012LCOR0018								
2-1/2	63	70	LTTES08G-A	25	8	LTTES08G-G	275	80	—	—	—	1.92	2.86	
			7TAA012LCOR0007			7TAA012LCOR0019								
3	78	80	LTTES09G-A	25	8	LTTES09G-P	175	50	—	—	—	2.52	3.75	
			7TAA012LCOR0008			7TAA012LCOR0020								
4	103	100	LTTES11G-A	25	8	LTTES11G-C	100	30	—	—	—	3.50	5.21	
			7TAA012LCOR0009			7TAA012LCOR0021								
5	129	—	LTTES12G-A	25	8	—	—	—	—	—	—	4.68	6.96	
			7TAA012LCOR0010											
6	155	—	LTTES13G-A	25	8	—	—	—	—	—	—	5.72	8.51	
			7TAA012LCOR0011											



Dimensions

Part number	Trade size			Minimum inside bend radius				Inches		Millimeters					
	UL	CSA	ISO BS EN	Static		Dynamic		Inside (ID)		Outside (OD)		Inside (ID)		Outside (OD)	
				Inches	mm	Inches	mm	Min	Max	Min	Max	Min	Max	Min	Max
LTTES01G-*	3/8	12	16	1.5	38	4.0	102	0.484	0.504	0.690	0.710	12.3	12.8	17.5	18.0
LTTES02G-*	1/2	16	20	2.0	51	5.0	127	0.622	0.642	0.820	0.840	15.8	16.3	20.8	21.3
LTTES03G-*	3/4	21	25	2.5	64	6.0	152	0.820	0.840	1.030	1.050	20.8	21.3	26.2	26.7
LTTES04G-*	1	27	32	3.0	76	12.0	305	1.041	1.066	1.290	1.315	26.4	27.1	32.8	33.4
LTTES05G-*	1-1/4	35	40	3.5	89	15.0	381	1.380	1.410	1.630	1.660	35.1	35.8	41.4	42.2
LTTES06G-*	1-1/2	41	50	4.5	114	17.0	432	1.575	1.600	1.865	1.900	40.0	40.6	47.4	48.3
LTTES07G-*	2	53	63	5.5	140	22.0	559	2.020	2.045	2.340	2.375	51.3	51.9	59.4	60.3
LTTES08G-*	2-1/2	63	70	8.0	203	30.0	762	2.480	2.505	2.840	2.875	63.0	63.6	72.1	73.0
LTTES09G-*	3	78	80	10.0	254	36.0	914	3.070	3.100	3.460	3.500	78.0	78.7	87.9	88.8
LTTES11G-*	4	103	100	12.0	305	52.0	1,321	4.000	4.040	4.460	4.500	101.6	102.6	113.3	114.3
LTTES12G-*	5	129	—	17.5	445	—	—	4.975	5.035	5.505	5.565	126.4	127.9	139.8	141.4
LTTES13G-*	6	155	—	22.5	572	—	—	6.015	6.075	6.565	6.625	152.8	154.3	166.8	168.3

Note: Product must be installed in accordance with applicable national and local electrical codes.

Contact us

ABB
 Electrification Products
 8155 T&B Boulevard
 Memphis, TN 38125
www.abb.us/lowvoltage

© 2017 ABB. All rights reserved.

